



# FEATURES

WMF 8000 S: SIMPLY FASTER, SIMPLY BETTER.



**A bright idea**  
The optional light rings not only look chic, but they also make your day-to-day work easier. For example, if a bean hopper has to be filled, the rings flash in a signal or changing colour to warn you about this.

**Perfect timing**  
The timer function means that you can choose suitable times at which you want to switch the WMF 8000 S on and off, and activate or deactivate individual functions and drinks. For example, you can switch from service to self-service, from drinks with fresh milk to drinks with topping powder, etc.

**An uplifting experience**  
On request, the WMF 8000 S can also be ordered with a new fully automatic cup tray. This "cup lift" automatically raises coffee and Espresso cups or Latte Macchiato glasses to the ideal height for pouring. A practical and convenient feature – especially in self-service mode! Of course, the WMF 8000 S is also available with a manual cup lift. Either way: With the WMF 8000 S, the cup goes to the dispenser and not the other way around.



**The WMF 8000 S – colours to match your mood**  
The lighting of the side components and the bean hopper on the WMF 8000 S is intuitively controlled using a colour scale. Infinite nuances just set the right tone for any ambience or mood.

**A cool solution for milk and cups**  
Chilled milk and warmed cups are simply indispensable. Both of these must-haves are attractively and smartly packed into our new Cup4Cool, which has been designed to be compatible with the WMF 8000 S.

**We also value what's on the inside**  
Solid components (such as the die-forged base frame) guarantee a long service life, even for the brewer, which is the heart of the machine.

**Breaking new ground**  
You can barely hear it, but you can definitely taste the difference. The new high-performance grinders come with extremely fine adjustment and are quiet and fast, but also robust and durable.



**Simple milk and milk foam settings**  
The temperature of the milk is crucial for the quality of the milk foam. The WMF 8000 S helps you to ensure that the temperature of the milk is kept constant and to thus ensure that the quality of the milk foam remains consistently high. An optional sensor in the cooler monitors the temperature of the milk and shows this as a graphic in the display. If the sensor issues the message "Milk too warm", the electronic pinch valve automatically adjusts the milk feed. As an option, certain types of drinks can even be blocked until the milk is cool enough again. This guarantees that your drink is always of the highest quality – especially cold milk drinks and cold foamy drinks.

**Bacteria don't stand a chance**  
The patented Plug+Clean milk cleaning system effortlessly cleans all of the parts which are in contact with milk, while still fully complying with the HACCP.

**Advertising that is happily received**  
While selecting their drink, the owner can take advantage of the user's increased attention in the self-service area by displaying successfully advertisements.



**Mixing the perfect milk drink**  
In the Active Milk version, the machine automatically prepares milk drinks and foamy milk drinks, whether hot or cold.

**Remote access to your data**  
Using Remote Data Access, you can call up important information from anywhere and at any time, as you require. If you have several machines, this provides you with more transparency and helps to have an overview of everything.

**Whether small, medium or large – we can fill any mug**  
For example: Do you work in the "coffee-to-go" sector and use different sized coffee mugs? The practical Small-Medium-Large (SML) function will help you to easily assign predefined mug or cup sizes to each required drink.

**Why another instruction manual?**  
The touch display uses text and images to inform the user about the current operation and about tasks that are to be carried out – for example, it informs you that the ground hoppers need to be emptied.



**Delicious Milk Choc and Chociatto**  
With lots of fresh milk at your fingertips, you can create almost any chocolate or coffee drink.

**The rinse function on the WMF 8000 S is in a league of its own**  
To automatically clean the machine, use the display to activate the practical manual insert option. Simply insert a tablet and the cleaning cycle begins.

**The manual filling option is also outstanding**  
Simply select the option in the display and the automatic filling function is switched off. This means that you can offer other varieties of coffee, such as decaffeinated, if you need to.

**Take a load off**  
All four product hoppers can be removed using the central locking system. The coffee bean hoppers are even suitable for cleaning in the dishwasher, which is practical and makes cleaning the machine a lot easier.



**The perfect temperature for perfect tea**  
In addition to the brewing time and water quality, a perfectly adjusted temperature is crucial for the release of the full tea aroma. Three presettable hot water temperatures mean that you can get the fullest taste from any type of tea.

**Self-service has never been so easy**  
In just a few small steps, the WMF 8000 S becomes a self-service specialist: Switch from a double cup dispenser to single cup dispenser, extend the hot water dispenser and make your selection on the "single line" display – done! For those who like convenience, there is also the fully automatic "cup lift".

**You can count on us**  
Whether you work with coins, tokens or cards, the WMF 8000 S can handle anything. When combined with a coin changer, token checker or card reader (all are sold separately), the WMF 8000 S becomes a completely independent coffee-vending machine.

**Reaching new heights**  
Thanks to the raised base frame, the area under the WMF 8000 S can be cleaned effortlessly. If you want to have even more space for this (under the additional equipment too), the 10 cm high "feet" (which are sold separately) easily provide even more "leg room".



**Fine tuning for high performance**  
The timings of numerous processes have been optimised on the WMF 8000 S. Innovations such as new high-performance grinders, have made it possible to significantly reduce downtimes. When it comes to performance, this means that the WMF 8000 S is yet again a trend-setter.

**More than enough space**  
With heights of up to 195 mm under the coffee dispenser and 220 mm under the hot water dispenser, large containers can also be filled. This means that you can make a whole pot of coffee for breakfast or in an office.

**"Barista-style" milk foam and extra-hot milk**  
You decide how to prepare the milk foam or hot milk for your guests: Quickly and at the touch of a button; or the classic method using Auto Steam (fully automatic steam valve) or Easy Steam (semi-automatic steam valve, available from mid-2013). The WMF 8000 S offers you everything you need.

**Get a taste for exceptional quality**  
The perfect coffee taste is based on levels of quality that have been clearly defined as a result of a long series of tests for each individual drink. In addition to this, the quantity of ground coffee, the volume of water and the water temperature can be set for each drink. You can even choose to mix together all of the coffee varieties from the three bean hoppers.




**A trusted machine – right from day one**  
Before the first machine reaches the customer, many test machines have already undergone millions of tests. Each machine is built at the Göslingen site and, before they leave the plant, they are thoroughly tested. Simple Made-in-Germany quality from WMF!

**The WMF 8000 S – on the move**  
Using the WMF 8000 S on our mobile coffee station, your coffee service really does become "coffee-to-go". The station works without a water connection or dispenser – only a power connection is required. And that is how you work out where your machine should go.

**No limits on the disposal of coffee grounds**  
A ground hopper can never be big enough. This is why we have given the ground hoppers on the WMF 8000 S truly generous dimensions. But for anybody who feels that this spacious hopper is still not big enough, they can also choose the optional ground disposals through the counter top.

**Access all areas with the WMF 8000 S**  
After removing the drip tray, ground hoppers and collecting tray, the counter top can be easily cleaned through the raised base frame of the WMF 8000 S.



**Environmentally friendly thanks to "Green WMF"**  
Reduced energy consumption, reduced use of chemicals, and almost 100% recycling – these are just a few of the points in the sustainable WMF concept.


**In-house customer service**  
Over 300 service specialists in Germany ensure that you can always rely on your WMF 8000 S. That amounts to Europe's largest company-owned customer service team for commercial coffee machines.

**Permanent decalcification**  
A WMF water filter extends maintenance intervals, improves taste and extends the service life of the machine.

**ISO certifications**  
The WMF business division for coffee machines is certified in accordance with DIN ISO 9001 (quality management) and DIN ISO 14001 (environmental management).



Full-size image of the machine





# WMF 8000 S – The New Generation



PROFESSIONAL COFFEE MACHINES

Just taste!



WMF 8000 S rear view



WMF 8000 S side view



WMF 8000 S Cup&Cool



WMF 8000 S Cup

WMF 8000 S technical data	Basic Milk	Active Milk
Recommended daily output*	up to 350 cups	up to 350 cups
Power supply	3.4 - 3.8 kW 220 - 240 V	6 - 7 kW 380 - 415 V
Output per hour**		
Espresso	270	270
Cafe Creme	165	165
Cappuccino	270	270
Total hot water output / hour	24 litres	48 litres
Energy loss per day in accordance with DIN 18873-2	1.82 kWh	2.08 kWh
Cold milk drinks and cold frothy drinks	-	✓
Large coffee bean hopper (rear)	approx. 1100 g	approx. 1100 g
Small coffee bean hopper (front right)	approx. 700 g	approx. 700 g
Chocolate hopper	approx. 1200 g	approx. 1200 g
Outer dimensions (width / height / depth)	390 / 744* / 508 mm	390 / 744* / 508 mm
Net weight	approx. 76 kg	approx. 76 kg
Continuous sound pressure level (LpA)***	< 70 dB (A)	< 70 dB (A)

\* The output depends on the cup size, the quality settings, the dispenser, the equipment and the nominal power rating. The recommended max. daily output is based on the relevant service concept. These average values are for your information only – Let our trained WMF employees put together a coffee machine solution that is designed to meet your needs.  
 \*\* Height measured with bean hoppers, with lock but without key  
 \*\*\* The A-weighted sound pressure level (LpA (slow)) and LpA (impulsed) at the operators' workplace lies below 70 dB (A) in every operating mode.  
 If the carbonate hardness is 5° dKH or above, a WMF water filter must be used.



Cup&Cool technical data	Technical data Cup
Power supply	0.2 kW / 230 V
Outer dimensions (width / height / depth)	368 / 530 / 567 mm
Net weight	approx. 32 kg
Removable milk insert capacity	9.5 litres
Total cup capacity	45 to 130 cups
Heated shelf floors	2, stainless steel
With thermostat	✓
Suitable for self-service	✓
Separate on / off button	✓
Lighting (can be set to different colours)	✓
Milk empty display	✓
Lockable	✓
Removable seal	✓
Sensor for milk temperature	optional


Our complete catalogue contains lots of additional information on the following topics

- A performance overview showing all coffee machines
- Made-in-Germany production
- Milk and Steam Systems (Basic Milk, Easy Milk, Active Milk, Basic Steam, Easy Steam and Auto Steam)
- Additional equipment (such as cup racks, coolers, Cup&Cool, vending devices, etc.)
- Customer service (maintenance contracts, cleaning supplies, descaler, etc.)
- Specialty coffees (which specialties can be prepared with which coffee machines)

You can request the complete catalogue from our customer service centre using the order number 63.8042.0390.

WMF AG Coffee Machines International  
 Eberhardstrasse · D-72312 Geislingen/Steige, Germany  
 Phone +49 7331-258 482 · Fax +49 7331-258 792  
 gastro-export@wmf.de · www.wmf.com

3141 # 63 8044 0391 Printed in Germany 03.13  
 All technical changes, typographical mistakes and errors reserved for the entire contents.



# SIMPLY BRILLIANT

WELL-THOUGHT-OUT FUNCTIONS THAT YOU WILL NEVER WANT TO GO WITHOUT AGAIN



A bright idea:  
 The new signal function of the WMF 8000 S. The optional illuminated rings around the product holder not only look chic, but they also make your day-to-day work with the WMF 8000 S easier. For example, if a bean hopper has to be filled, the rings flash in a signal colour, if required, or they change colour to warn you about this. This means that you and your staff always know immediately when you need to take action.



It's all about timing:  
 The WMF 8000 S as a "time machine". The new timer function means that you can choose suitable times at which you want to switch the WMF 8000 S on and off, and you can even activate and deactivate individual functions and drinks. This means that you can, for example, set the machine so that fresh milk is used for any drinks made before 6 p.m., but any drinks made after this time are made with topping powder, which makes the machine much easier to clean. Or you can have the machine switch to self-service at a specific time – the possibilities are endless.




An uplifting experience:  
 The "cup lift" on the WMF 8000 S. On request, the WMF 8000 S can also come with a new fully automatic cup tray. This "cup lift" automatically raises coffee and Espresso cups or Latte Macchiato glasses to the ideal height for pouring. A practical and convenient feature – especially in self-service mode! Of course, the WMF 8000 S is also available with a manual cup lift.



It's quite simple:  
 The MMI touch display on the WMF 8000 S. These days, many technical appliances can do more than their owners think they can. Unfortunately, operating these appliances is often so complicated that many options are rarely used or are not used at all. With its revolutionary "Man Machine Interface", the WMF 8000 S guarantees that all functions are simple to understand and use in an instant. This means that no effort is required for you to set the perfect coffee quality or change the lighting, or for your guests to use the machine in self-service mode.

# WMF 8000 S

ENJOY THE STANDARDS OF TOMORROW, TODAY



**03.8800.xxxx**  
 Basic Milk  
 2 grinders, hot chocolate, can be connected to an external Plug+Clean system, side lighting, 3 kW

**03.8800.xxxx**  
 Basic Milk  
 2 grinders, hot chocolate, can be connected to an external Plug+Clean system, side lighting, 6 kW

**03.8800.xxxx**  
 Active Milk  
 2 grinders, hot chocolate, side lighting, 3 kW

**03.8800.xxxx**  
 Active Milk  
 2 grinders, hot chocolate, side lighting, 6 kW

At WMF Coffee Machines, our goal is not only to achieve what's technically feasible – we also want to set new standards. We are driven by the desire to support ambitious restaurateurs in their tough professional working lives by providing them with perfect products. As the global market leader, our innovations are therefore the result of bold thinking, hard work and an uncompromising focus on the customer. And all of this has one overriding aim: To always strive to make the best aromatic coffee from WMF that little bit better. Unlike any other before it, the new premium model of the WMF professional coffee machine combines quality, perfection and innovation with unbelievably good coffee.

## THE WMF 8000 S – URBAN CHIC FOR EVERY OFFICE



## THE WMF 8000 S – ALL INCLUSIVE, NOT JUST FOR BREAKFAST TIME



## THE WMF 8000 S – ELEGANTLY STYLISH IN ANY COFFEE BAR



## THE WMF 8000 S WITH "WMF ACTIVE MILK" – THE RIGHT DRINK FOR THE RIGHT PERSON AT THE RIGHT TIME



**SIMPLY UNBELIEVABLE!**  
**THE WMF 8000 S IN 3D**  
**ON YOUR SMARTPHONE OR TABLET!**



1. Download the "Junao" app from the Android Market or the Apple AppStore. To do this, simply search for the name "Junao" in the relevant store. This program is free of charge.
2. Open the Junao app.
3. Enter "WMF 8000 S" in the search field and select the channel that appears with the title "WMF 8000 S – The New Generation – in 3D".
4. Now all you have to do is hold your smartphone over the large disco motif and a virtual 3D model of the WMF 8000 S rises out of the brochure. Alternatively, you can follow the link <http://url.de/vc1>, and download and print the motif from there. Please note that the size of the picture determines the version of the 3D model that you see.

## THE WMF 8000 S – THE COFFEE FILLING STATION FOR SELF-SERVICE OPERATION



## THE WMF 8000 S – FOR GREAT-TASTING TEA TOO



## THE WMF 8000 S – THE HIGH-FLYER IN AIRPORTS TOO



## THE WMF 8000 S – INSTEAD OF BAKING SMALL ROLLS...

